



Parent Handout



School Bus Safety

In Ontario, more than 830,000 kids are bused to school each day. Province-wide, there are more than 20,000 school bus routes operating daily. As parents and guardians, there is much we can do to become active participants in school bus safety. Parents can promote school bus safety in the following ways:

- Ensure that the school and bus company have your current contact and caregiver information.
- Model and reinforce safe and appropriate behaviour to your children while waiting for and boarding the bus.
- Get to know your child's bus driver, bus company, route number and pick-up/drop-off times. Remember, bus drivers are only able to pick up and drop off students at authorized stops and cannot make stop changes.
- Parents/Guardians are responsible for their child's safety and conduct prior to boarding the bus. This includes walking or driving the child to and from the bus stop.
- Please ensure that you meet your child on the same side of the street where they board/exit the bus.
- Please ensure that your child is at the bus stop at least 5 minutes prior to scheduled bus arrival. This helps to ensure that students are prepared to board and can avoid rushing.
- If you are the parent of a Junior or Senior Kindergarten student, ensure that the Purple Band provided by the school is visible and securely attached to the top handle of your child's backpack. Please ensure as well that an authorized guardian is present to meet your child at the bus stop each and every time.
- As a parent driver, please ensure that you practice safe and mindful driving, respectfully sharing the road with bus traffic and avoiding stopping or parking in Bus Loading Zones if dropping or meeting your child at school.
- Report bus safety concerns to STEO with details including bus number, date, time and location of your concern. *
- Provide immediate notice to the school and bus company, if your child is not to be on the bus as expected.
- Plan for changeable weather and assist your child to dress in weather appropriate gear. This ensures a safer and more comfortable wait and ride.
- Complete a Life Threatening Emergency Medical Form if your child has a medical condition of which the school and bus company should be aware. Submit completed forms to the school.





STEO

Kindergarten Information
Package



IN THIS ISSUE

Student Transportation of Eastern Ontario

www.steo.ca



Student Transportation of Eastern Ontario (STEO) is the transportation consortium of the Catholic District School Board of Eastern Ontario (CDSBEO) and the Upper Canada District School Board (UCDSB).

Safe, effective and efficient transportation is provided for approximately 30,000 students on 635 vehicles, traveling over 130,000 kilometers daily, to over 150 sites and schools across Eastern Ontario.

Transportation is provided to students in the counties of Lanark, Leeds and Grenville, Stormont, Dundas, Glengarry, and Prescott-Russell. This area covers over 12,000 square kilometers.

Contact Us:

P.O. Box 1179, 104 Commerce Drive,
Prescott, ON, K0E-1T0

Telephone: 613-925-0022

Toll-free: 1-855-925-0022

Fax: 613-925-0024

Email: transportation@steo.ca

Website: www.steo.ca

Inclement Weather Hotline:
1-866-629-0629 (updated by 6:15 a.m.)

STEO's website is an excellent resource for detailed transportation information for parents and students.

Visit the **STUDENT INFORMATION** section at www.steo.ca to review or download a copy of STEO's **Transportation Information and Guidelines for Students and Parents.**



Visit us on
Facebook



Follow Us On
twitter



Helpful Reminders for Parents

A review of best practices for preparing your child for a safe and happy journey to school.



Purple Band Program

An overview of the Purple Band Program, designed to safeguard our Kinder travelers.

STEO reminds families that access to student transportation services is a privilege. Inappropriate/unsafe conduct may result in the withdrawal of this privilege. Families are also reminded of the importance of having a contingency plan in place for days when transportation may be delayed or interrupted, including inclement weather days.

Promoting School Bus Safety

Student Transportation of Eastern Ontario

As parents, there is much we can do to become active in our children's transportation safety.

Model and reinforce safe and appropriate behaviour expectations to your children while waiting for and boarding the bus.

Get to know your child's bus driver, company, route number and pickup/drop-off times. Remember, bus drivers are only able to pick up and drop off students at authorized stops and cannot make stop changes.

Please ensure that your child is at the bus stop at least 5 – 10 minutes prior to scheduled bus arrival. This helps to ensure that students are prepared to board the bus and can avoid rushing.

Staying seated helps to ensure that children are safe if a school vehicle has to stop abruptly and allows the driver to concentrate on the road.

To help your child prepare for riding the school bus, ensure that they understand the importance of staying seated while on the school bus, just like they do while travelling in a family vehicle.

As a parent driver, please ensure that you practice safe and mindful driving, respectfully sharing the road with bus traffic and avoiding stopping or parking in Bus Loading Zones if dropping or meeting your child at school.

Provide immediate notice to the school and bus company, if your child is not to be on the bus as expected.

Plan for changeable weather and assist your child to dress in weather appropriate gear. This ensures a safer and more comfortable wait and ride.

Report safety concerns to STEO right away, giving specific details regarding bus number, date, time and location of your concern.

Can I Ride the Bus? – Kinder children whose walking distance to school is greater than 800 metres may be eligible for transportation. Visit www.steo.ca and click on the following link:

School and Transportation Eligibility
Which School do I attend AND Can I ride a bus?



Visit www.steo.ca under SAFETY AND TRAINING to watch a First Time Rider Video featuring Buzzy Bee!

Purple Band: Purple = Parent

Student Transportation of Eastern Ontario



The **Purple Band Program** is designed to help bus drivers keep a close eye on our tiniest travelers – our Junior and Senior Kindergarten passengers.

Simply, school staff attach a Purple Band around the handgrip on the top of a Junior or Senior Kindergarten student's backpack.

The purple band is a quick visual tool that tells bus drivers that the student with a tagged backpack needs their special attention, as well as guardian supervision at the drop-off point.

Parents play a key role in the program:

Ensure that the band the school provides is in place on your child's backpack.

Ensure that the school has your correct contact and caregiver information.

Ensure that an authorized guardian is always at the bus stop on time to receive your child.

Contact your school and bus company prior to your child boarding, if you are unable to provide supervision at the stop and have made alternative arrangements.

Kinder

STEO

STUDENT TRANSPORTATION
OF EASTERN ONTARIO



www.steo.ca

Bus Safety Activity Sheet

STEO hopes that all students enjoy a safe and comfortable ride to and from school each day. Be a kind fellow passenger, be safe and have fun!



Here are some things to remember:


- Always remain in clear view of the bus driver.
- Wait for the bus 10 giant steps back from the curb.
- Never reach underneath the bus and do not walk or play behind the vehicle.
- Get to the bus stop in plenty of time to avoid the need for rushing.



START



This bus has to follow a pretty tricky route to get all the kids to school. Can you help the bus find its way to the school?



FINISH!

www.steo.ca


"Efficiency, Service and Safety"

Bus Safety Activity Sheet

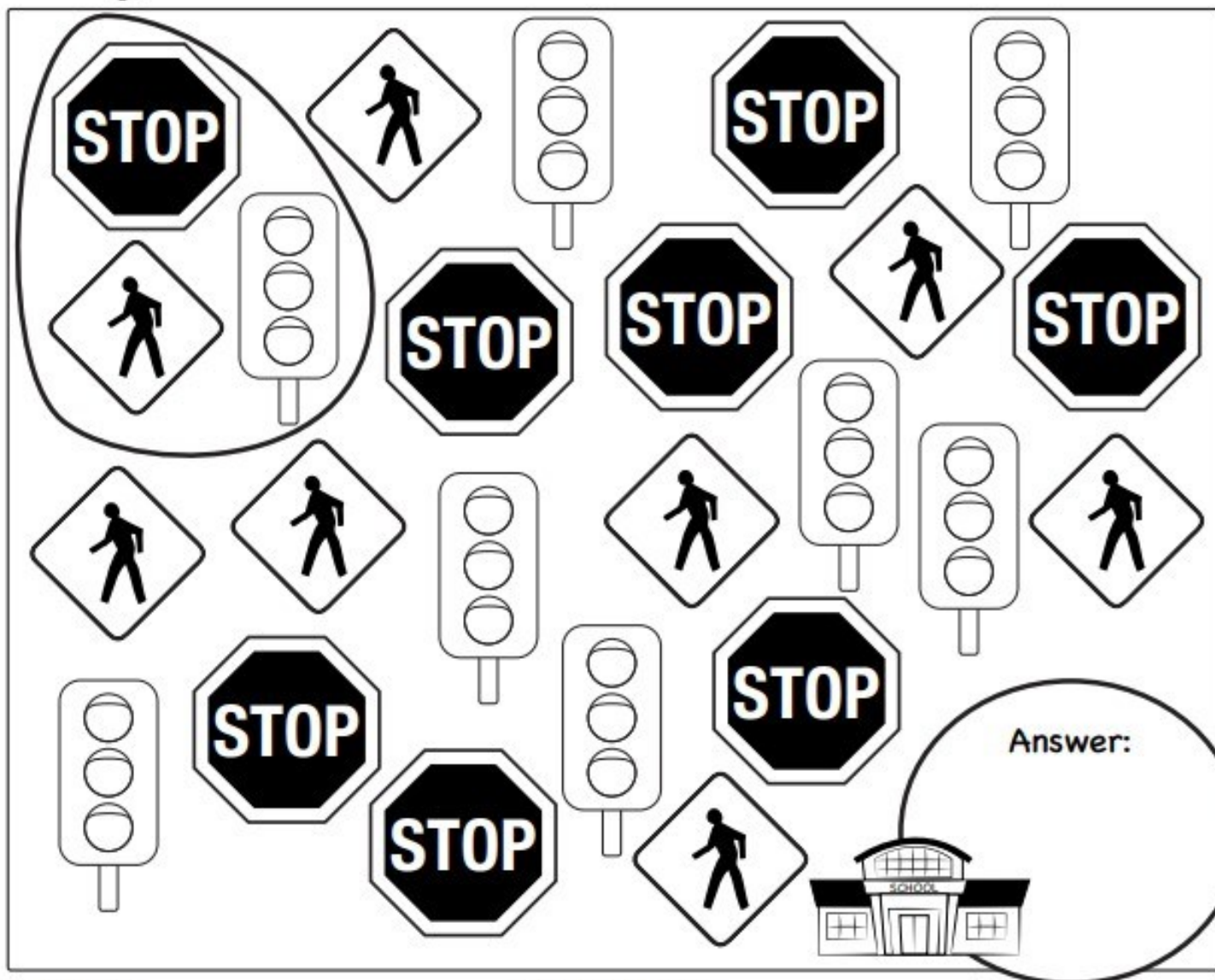


Just a few more things to remember:

- ❖ Please ensure that you meet your child on the same side of the street where they board/exit the bus.
- ❖ If you must cross the road after getting off the bus, use the 10 GIANT STEPS as a guide to take you out of the DANGER ZONE at the front of the bus.
- ❖ Instruct your child(ren) to walk up or down the steps, one at a time, using the hand rail.
- ❖ Be alert to traffic, listen and look both ways.

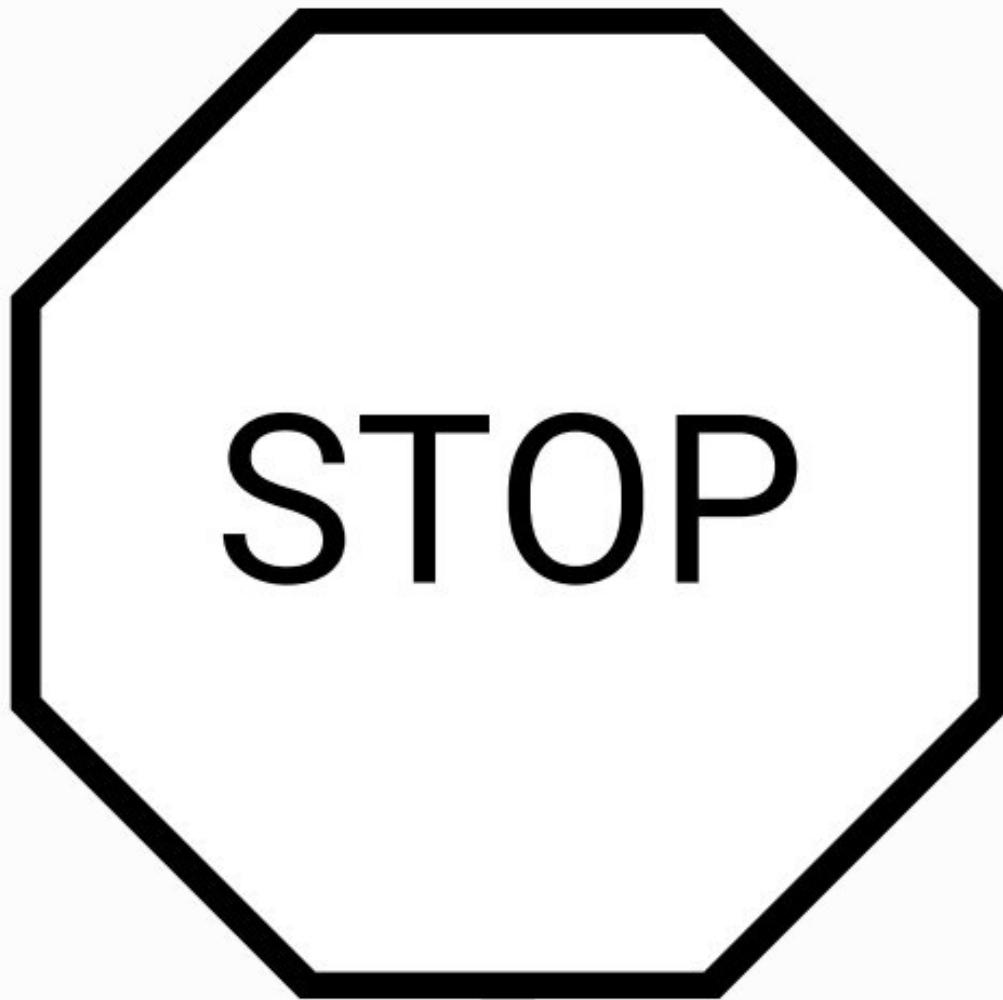


How many intersections will this school bus go through on the way to school? Each intersection has one traffic light and two road signs. Grouping three items together, you will discover the total number of intersections.





DESIGN YOUR OWN STOP SIGN



Create your custom stop sign and share it with a driver you know, as a reminder to **STOP IN THE NAME OF LOVE** for school buses with their red lights flashing and stop sign extended.